

MAGIC BOOK

2

ACTIVITY BOOK

Volume 2



Το έντυπο αυτό δημιουργήθηκε στο πλαίσιο της Πράξης: «Νέες Πολιτικές Ξενόγλωσσης Εκπαίδευσης στο Σχολείο: Η Εκμάθηση της Αγγλικής στην Πρώιμη Παιδική Ηλικία» που υλοποιείται από το Εθνικό και Καποδιστριακό Πανεπιστήμιο Αθηνών, με ιδρυματική υπεύθυνη την καθηγήτρια Β. Δενδρινού, μέσω του Επιχειρησιακού Προγράμματος «Εκπαίδευση και Δια Βίου Μάθηση» και συγχρηματοδοτείται από την Ευρωπαϊκή Ένωση (Ευρωπαϊκό Κοινωνικό Ταμείο, Ε.Κ.Τ.) και από Εθνικούς Πόρους.

Ειδικότερα:

- 1. Για την κατηγορία πράξης «Εφαρμογή ξενόγλωσσων προγραμμάτων σπουδών στην Πρωτοβάθμια & Δευτεροβάθμια εκπαίδευση», με κωδικό: 01.72.11.04, για την πράξη «Νέες Πολιτικές Ξενόγλωσσης Εκπαίδευσης στο Σχολείο: Η εκμάθηση της Αγγλικής σε Πρώιμη Παιδική Ηλικία – ΑΠ1», Κωδικός MIS 299506, η οποία εντάσσεται και χρηματοδοτείται στο πλαίσιο του Άξονα Προτεραιότητας 1: «Αναβάθμιση της ποιότητας της εκπαίδευσης και προώθηση της κοινωνικής ενσωμάτωσης στις 8 Περιφέρειες Σύγκλισης (ΑΝΑΤΟΛΙΚΗ ΜΑΚΕΔΟΝΙΑ – ΘΡΑΚΗ / ΘΕΣΣΑΛΙΑ / ΗΠΕΙΡΟΣ / ΙΟΝΙΑ ΝΗΣΙΑ / ΔΥΤΙΚΗ ΕΛΛΑΔΑ / ΠΕΛΟΠΟΝΝΗΣΟΣ / ΒΟΡΕΙΟ ΑΙΓΑΙΟ / ΚΡΗΤΗ)»**

- 2. Για την κατηγορία πράξης «Εφαρμογή ξενόγλωσσων προγραμμάτων σπουδών στην Πρωτοβάθμια & Δευτεροβάθμια εκπαίδευση», με κωδικό: 02.72.11.04, για την πράξη «Νέες Πολιτικές Ξενόγλωσσας Εκπαίδευσης στο Σχολείο: Η εκμάθηση της Αγγλικής σε Πρώιμη Παιδική Ηλικία – ΑΠ2» Κωδικός MIS 299512, η οποία εντάσσεται και χρηματοδοτείται στο πλαίσιο του Άξονα Προτεραιότητας 2: «Αναβάθμιση της ποιότητας της εκπαίδευσης και προώθηση της κοινωνικής ενσωμάτωσης στις 3 Περιφέρειες Σταδιακής Εξόδου (ΚΕΝΤΡΙΚΗ ΜΑΚΕΔΟΝΙΑ / ΔΥΤΙΚΗ ΜΑΚΕΔΟΝΙΑ / ΑΤΤΙΚΗ)»**
- 3. Για την κατηγορία πράξης «Εφαρμογή ξενόγλωσσων προγραμμάτων σπουδών στην Πρωτοβάθμια & Δευτεροβάθμια εκπαίδευση»,**

με κωδικό: 03.72.11.04, για την πράξη «Νέες Πολιτικές Ξενόγλωσσης Εκπαίδευσης στο Σχολείο: Η εκμάθηση της Αγγλικής σε Πρώιμη Παιδική Ηλικία – ΑΠ3» Κωδικός MIS 299514, η οποία εντάσσεται και χρηματοδοτείται στο πλαίσιο του Άξονα Προτεραιότητας 3: «Αναβάθμιση της ποιότητας της εκπαίδευσης και προώθηση της κοινωνικής ενσωμάτωσης στις 2 Περιφέρειες Σταδιακής Εισόδου (ΣΤΕΡΕΑ ΕΛΛΑΔΑ / ΝΟΤΙΟ ΑΙΓΑΙΟ)»



ΕΛΛΗΝΙΚΗ ΔΗΜΟΚΡΑΤΙΑ
Εθνικό και Καποδιστριακό
Πανεπιστήμιο Αθηνών



Ευρωπαϊκή Ένωση
Ευρωπαϊκό Κοινωνικό Ταμείο



ΕΠΙΧΕΙΡΗΣΙΑΚΟ ΠΡΟΓΡΑΜΜΑ
ΕΚΠΑΙΔΕΥΣΗ ΚΑΙ ΔΙΑ ΒΙΟΥ ΜΑΘΗΣΗ
επένδυση στην κοινωνία της γνώσης
ΥΠΟΥΡΓΕΙΟ ΠΑΙΔΕΙΑΣ ΚΑΙ ΘΡΗΣΚΕΥΜΑΤΩΝ
ΕΙΔΙΚΗ ΥΠΗΡΕΣΙΑ ΔΙΑΧΕΙΡΙΣΗΣ

Με τη συγχρηματοδότηση της Ελλάδας και της Ευρωπαϊκής Ένωσης



ΕΥΡΩΠΑΪΚΟ ΚΟΙΝΩΝΙΚΟ ΤΑΜΕΙΟ
πρόγραμμα για την ανάπτυξη

Η αξιολόγηση, η κρίση των προσαρμογών και η επιστημονική επιμέλεια του προσαρμοσμένου βιβλίου πραγματοποιείται από τη Μονάδα Ειδικής Αγωγής του Ινστιτούτου Εκπαιδευτικής Πολιτικής.

Η προσαρμογή του βιβλίου για μαθητές με μειωμένη όραση από το ΙΤΥΕ – ΔΙΟΦΑΝΤΟΣ πραγματοποιείται με βάση τις προδιαγραφές που έχουν αναπτυχθεί από ειδικούς εμπειρογνώμονες για το ΙΕΠ.

**ΠΡΟΣΑΡΜΟΓΗ ΤΟΥ ΒΙΒΛΙΟΥ
ΓΙΑ ΜΑΘΗΤΕΣ
ΜΕ ΜΕΙΩΜΕΝΗ ΟΡΑΣΗ**

ΙΤΥΕ - ΔΙΟΦΑΝΤΟΣ



Επιστημονική Υπεύθυνη Έργου:
Βασιλική Δενδρινού

**Επιστημονική Επιμέλεια και Συντο-
νισμός Συγγραφής Εγχειριδίου:**
**Θωμαή Αλεξίου & Μαρίνα Ματθαι-
ουδάκη**

Συγγραφική ομάδα:

Θωμαή Αλεξίου

& Μαρίνα Ματθαιουδάκη

**Μέλη Δ.Ε.Π., Τμήμα Αγγλικής Γλώσ-
σας και Φιλολογίας, Α.Π.Θ.**

**Θωμάς Ζαπουνίδης
Ιωάννα Ζιάκα
Κατερίνα Καϊκτσή
Βάνα Κουταλακίδου
Χρύσα Λασκαρίδου
Νίκος Τσιαδήμος**

**Εκπαιδευτικοί ΠΕ06, 3ου Δημοτικού
Σχολείου Ευόσμου, Πρότυπου Πειρα-
ματικού Σχολείου Τμήματος Αγγλικής
Γλώσσας και Φιλολογίας, Α.Π.Θ.**

Συνεργάτες δημιουργίας υλικού:

Catherine Moss

Lisa Murray

Σκιτσογράφος-Γραφίστας:

Αλέξανδρος Ταγαρίδης

Μουσική επιμέλεια-Σύνθεση:

Βασιλική Κωνσταντίνου

Μουσικοί:

Δημήτρης Θωμάς – Τύμπανα

**Παναγιώτης Έντβιν Παναγιώτη -
Φλάουτο, φλογέρα soprano,
φλογέρα sopranino**

**Κων/νος Παπαγιαννίδης - Ούτι,
λαούτο, μαντολίνο**

**Σπυρίδων Φιλιππίδης - Κλασική
κιθάρα, ηλεκτρική κιθάρα, ηλεκτρικό
μπάσο**

Διόρθωση κειμένων:

James Milton

Γραμματειακή υποστήριξη:

Mona Siksek

Ηχολήπτης/studio:

Polytropa (Αθανάσιος Καζαντζής)

**Φυσικοί ομιλητές στα ηχητικά
αρχεία:**

Robert Alcock

Edgar Joycey

Joanne Nikolaidis

Nicola Rehling

Chrissie Taylor

Τραγουδούν οι:

Κυβέλη Κάππου

Σίσσυ Νικολαΐδου

Γιώργος Τσιβρανίδης

Θοδωρής Τσιβρανίδης

Evelyn Charalabides


ISBN: 978-960-06-4447-0

Unit 1
Kelly

Lesson 1: Come and play!

Unit 1: Kelly

1. Read and match.



This is my monkey.

Who's this?


Hi, little girl. I'm Billy.

I'm happy.

Come and play.



4



5

Unit 1: Kelly

2. Circle the words.




happy
strong
magic
monkey
girl
things

happystrongmagic**monkey**girlthings




3. Write the missing letters.



I'm B i l l y.




I'm ap y.



Hi, i tle irl.



I'm F o a.



That's
my on ey.



I'm st o g.

Unit 1: Kelly



4. Colour the magic picture.

1 = light blue

2 = dark blue

3 = pink

4 = purple

5 = yellow

6 = red

7 = green

8 = orange

9 = brown



10 = grey

Unit 1: Kelly




Lesson 2: A magic key!



1. Listen and number the correct picture.




Unit 1: Kelly



Unit 1: Kelly


2. Circle the words.



1. The stone is **in** / on the pond.
2. The key is **under** / in the grass.
3. The flower is **in** / under the tree.

4. The key is under / in the nest.

5. The flower is in / under the nest.



3. Write the words and say the chant.

Look for a




look for a

Look for a



under the



Unit 1: Kelly




4. Spot the differences.



Unit 1: Kelly


In picture 1, the nest is under the tree.
In picture 2, the nest is in the tree.




Unit 1: Kelly



5. Do the crossword.



Unit 1: Kelly



Unit 1: Kelly

Lesson 3: We're pirates!

1. Look and answer.



1. Who's happy?



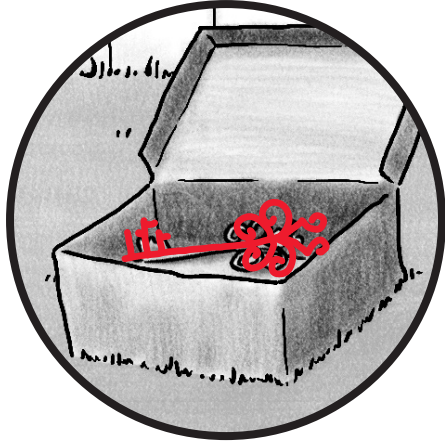
Kelly

.....

2. Who's excited?



3. What's in the box?



.....

4. Where's the flower?



.....

5. Who's this?




.....

6. Can you open the door?



.....

Unit 1: Kelly



2. Find and say.

Who's this?

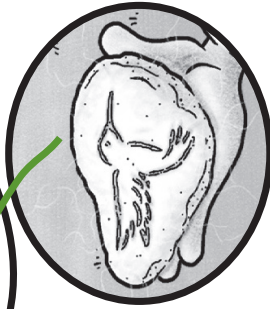

Billy!

What's this?

A key!


Who's this?

What's this?



Unit 1: Kelly

Unit 1: Kelly



3. Colour and find.



1. Can you find the nest?

Yes, I can / No, I can't.

2. Can you find the magic flower?

Yes, I can / No, I can't.

3. Can you find the hat?

Yes, I can / No, I can't.

4. Can you find the magic key?

Yes, I can / No, I can't.


5. Can you find the magic stone?

Yes, I can / No, I can't.

Unit 1: Kelly





Unit 1: Kelly



4. Can you find the magic phrase?

D	E	F	G	H	I	N	O	R	S	T



Art time!

Draw and colour your magic box! What can you find?



Draw your pirate hat using 4 colours.




Unit 1: Kelly

Project



What can you open with your magic key? What can you find? Draw and write.



Unit 1: Kelly

A large green rectangular frame containing a vertical green bar on the left side. Below the bar are seven horizontal dotted lines, providing a template for handwriting practice.

Unit 1: Kelly

Unit evaluation

How many stars for...?


The story



Songs and rhymes




Games / puzzles



Unit 1: Kelly

Which are your favourite words and phrases? Write and say.



.....

.....

.....

.....

.....

Unit 2: Captain Cook

Unit 2

Captain Cook

Lesson 1: The magic map

1. Match the words with the pictures.



sleep

eat

read

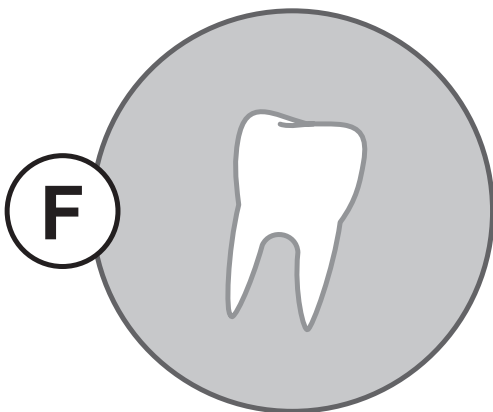
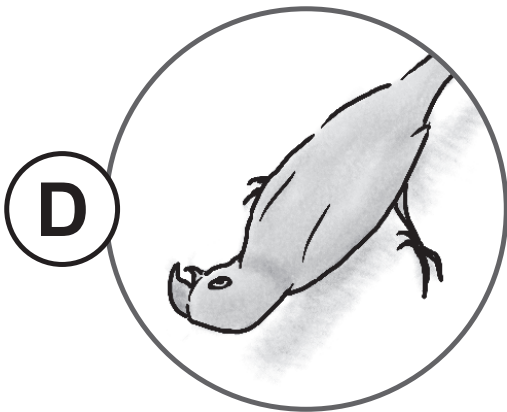
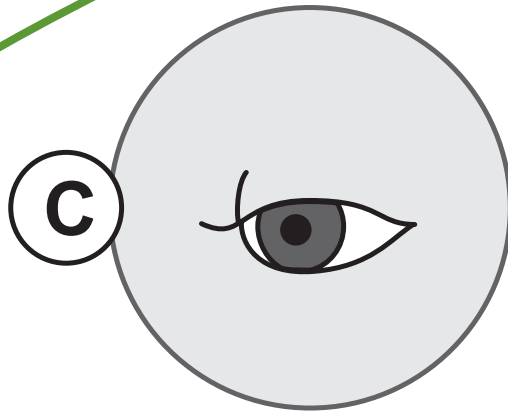
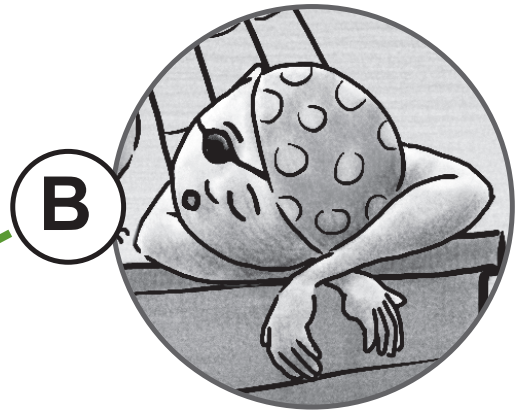

koalas

parrot

eye

tooth

Unit 2: Captain Cook



Unit 2: Captain Cook



2. Do the crossword and find the word.



My is Cook!

1.




5.




2.



6.



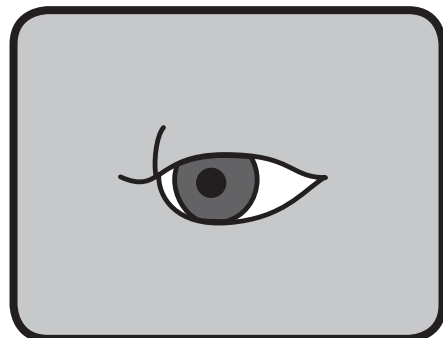
3.



4.



7.



Unit 2: Captain Cook

1. n a m e

2.

3.

4.

5.

6.


7.

→ m


Unit 2: Captain Cook



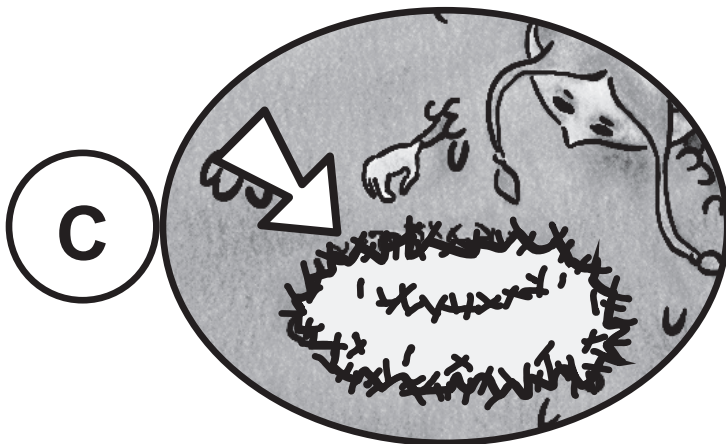
3. Circle the correct word.



tree / **flower**




box / bag




nest / **grass**


Unit 2: Captain Cook



monkey / parrot



eye / tooth


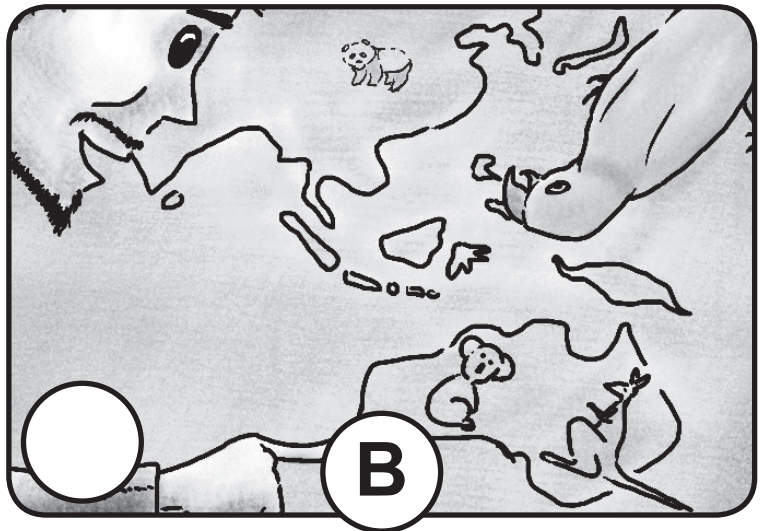
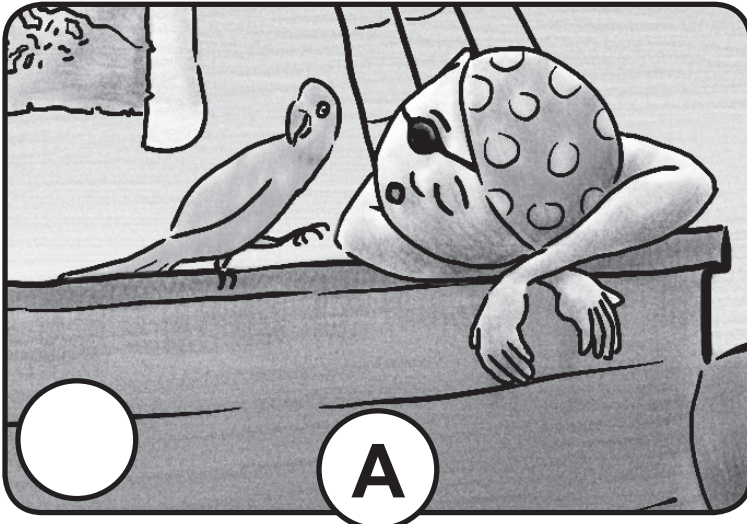


eye / map




Unit 2: Captain Cook



4. Listen and number.




Unit 2: Captain Cook




Unit 2: Captain Cook



5. Write the missing letters.



1. _____ s




2. p _____ e



3. m _____ e

Where can you find koalas and kangaroos?

Unit 2: Captain Cook



4. ___ le ___



5. e ___




6. r ___ d

Unit 2: Captain Cook

Lesson 2: On the big island

1. Match the picture with the word.



koala





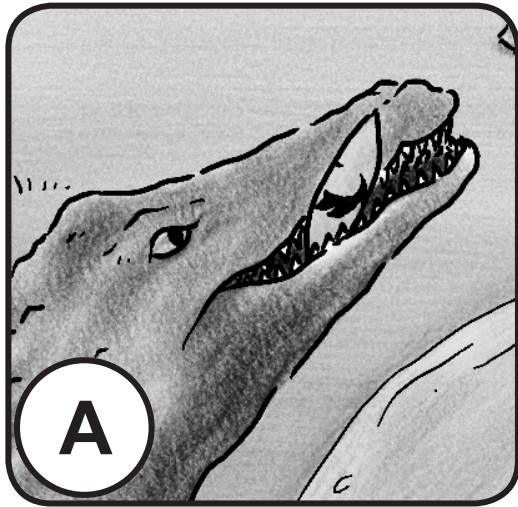
crocodile

kangaroo

parrot

monkey

Unit 2: Captain Cook






Unit 2: Captain Cook



2. Circle the correct word.

1. Look at the happy / angry pirate!
2. Look at the cute / angry kangaroo!
3. Don't be angry / afraid!
4. I'm happy / afraid!
5. Look at the happy / angry crocodile!
6. Three excited / angry friends!




Unit 2: Captain Cook

3. Put the words in the correct place.



ear mouth tooth tummy ~~eye~~



1.

4.

2.

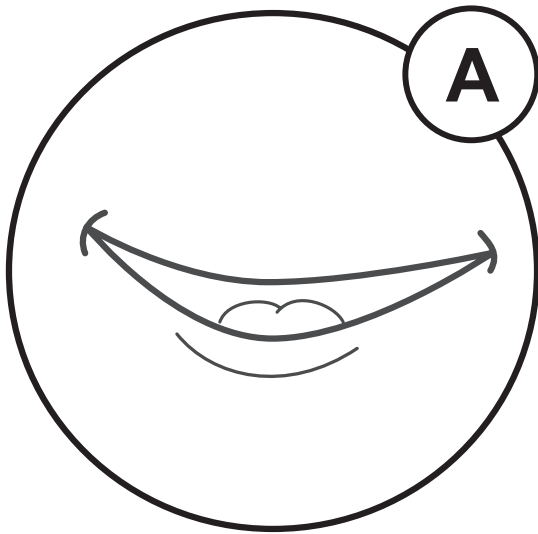
5. **eye**

3.

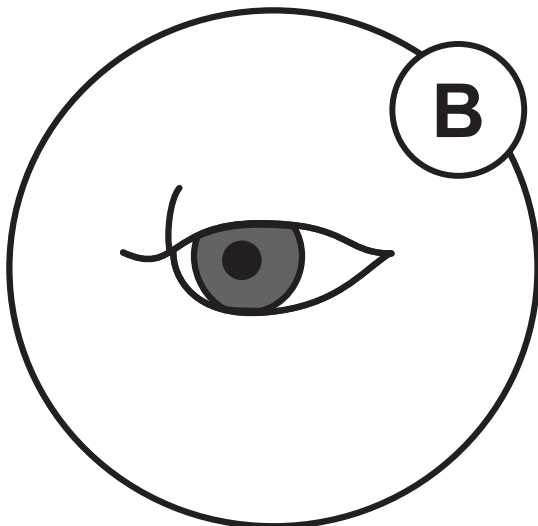
Unit 2: Captain Cook



4. Circle the correct word.




ear
tummy
eye
tooth

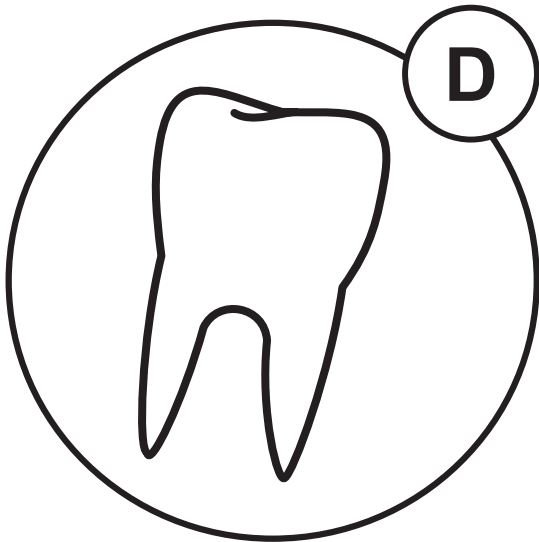


mouth
tooth
ear
tummy


Unit 2: Captain Cook



eye
tummy
mouth
tooth




eye
ear
tummy
tooth



mouth
tummy
tooth
ear

Unit 2: Captain Cook



5. Can you find the magic phrase?

A	B	C	D	E	F	G	H	I	J	K	L	M
N	O	P	Q	R	S	T	U	V	W	X	Y	Z

Unit 2: Captain Cook



6. Listen and write.



1. Let's find the t r e a s u r e .
2. Hello friends!
W ___ l c ___ ___ e to Australia.
3. What's this?
It's a bamboo l ___ ___ f.
4. What's this in your ___ ou ___ ___ ?
5. Where can you find p ___ ___ d ___ s?
6. Look, Captain! It's a p ___ z ___ ___ e.

Unit 2: Captain Cook



Lesson 3: The dragon's house



1. Look and number.

1. Hello! I'm Puff the Dragon.
2. Look for the magic things in the rooms and find the treasure!
3. Oops! It's a bamboo leaf!
4. Look! A panda on a bamboo tree!
5. What a beautiful house!



Unit 2: Captain Cook



Unit 2: Captain Cook



2. Read and match.



Unit 2: Captain Cook

**This is a
bedroom.**




**That is a living
room.**

**This is a
kitchen.**

**That is a
bathroom.**

That is a koala.

This is a panda.



Unit 2: Captain Cook



3. Colour the rooms and write.



a yellow
kitchen

a blue
bedroom

~~a red~~
~~living room~~

a green
bathroom


1

2

3

4

Unit 2: Captain Cook



Unit 2: Captain Cook



4. Can you find the treasure?




1	2	3	4	5	6	7	8	9	10	11	
						u					


a.



e.




i.




b.



f.



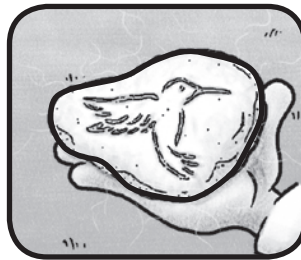
j.



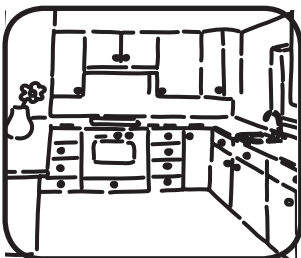
c.




g.



d.



h.



k.



Unit 2: Captain Cook

	12	13	14		15	16	17	18	19	20	21	22
										u		

a. (4, 9, 14, 17, 22)

b. t r e a s u r e (7, 20)

c. (1, 18)

d. (13)

e. (2)

f. (3)

g. (11,19)

h. (6, 12, 15)

i. (8, 16, 21)

j. (10)

k. (5)

Unit 2: Captain Cook

Art time!

Draw your magic bedroom in your favourite colours.



Unit 2: Captain Cook

Make your own dragon.



**You can find it on page
131 / 101 (Volume 3).**

Unit 2: Captain Cook

Project

Aboriginal art. Complete the picture with another Australian animal.



Unit 2: Captain Cook

Unit evaluation

How many stars for...?


The story



Songs and rhymes



Games / puzzles



Unit 2: Captain Cook

Which are your favourite words and phrases? Write and say.



.....

.....

.....

.....

.....

Unit 3: The ant and the cricket

Unit 3

The ant and the cricket

Lesson 1: It's summer

Unit 3: The ant and the cricket



1. How many can you spy?
Count and write.

two **bags**


seven

four

six

eight

five



Unit 3: The ant and the cricket

2. Write the words.



J
.....

J
.....

A
.....

summer

summer

Unit 3: The ant and the cricket




3. Solve the puzzle.

The magic number is 21.


2	5	6	3	1	4
5	3		6	4	
4		3		5	6
1	6		4		5
6	1		5		
3				6	




4. Colour the trees.



summer



autunm




winter

Unit 3: The ant and the cricket



5. Write and say.



Autumn - Winter - Summer



..... 's here.

..... 's near.

Summer's hot.

..... 's not.



Unit 3: The ant and the cricket

Lesson 2: Autumn's here!

1. Find the magic number and help the Captain.



Unit 3: The ant and the cricket

① $10-6 = \dots\dots\dots$

② $1+2 = \dots\dots\dots$

③ $2+5 = \dots\dots\dots$

④ $10-8 = \dots\dots\dots$

⑤ $3+2 = \dots\dots\dots 5$

Unit 3: The ant and the cricket


2. Read and choose.



It's cold.

I must put on
my shoes.

I must sail.



It's hot.

I must put on my hat.

I must put on my
jacket.




Unit 3: The ant and the cricket

It's raining.

**I must find my
umbrella.**


**I must play in the
garden.**



It's summer.

**I must save food
for winter.**

**I must put on my
socks.**



I'm hungry.

I must find food.

I must sleep.



Unit 3: The ant and the cricket

3. Read and colour.



I've got blue socks,
yellow shoes and a
red jacket.



I've got a black hat,
a red jacket and
black shoes.


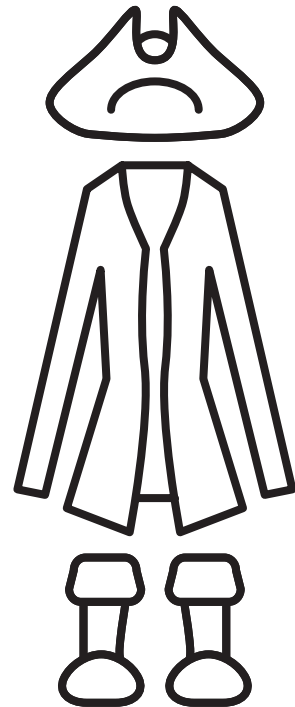

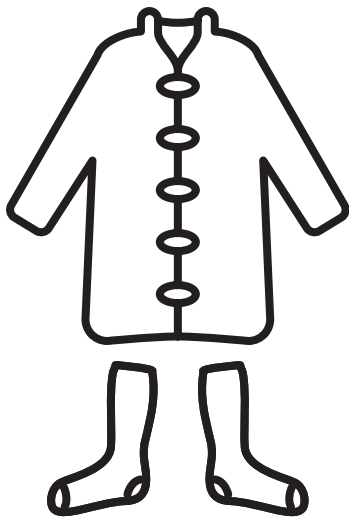


I've got a green
jacket and blue
socks.

Unit 3: The ant and the cricket



I've got a red hat,
yellow shoes and
green socks.



Unit 3: The ant and the cricket



4. What's missing?



			jacket
shoes			
socks			
	hat		


- ① Kastoria
- ② Komotini
- ③ Trikala
- ④ Arta
- ⑤ Lefkada
- ⑥ Lesvos
- ⑦ Tripoli
- ⑧ Samos
- ⑨ Kos
- ⑩ Milos
- ⑪ Chania

Unit 3: The ant and the cricket

Lesson 3: It's winter

1. Listen and draw.



				
hot	cold	warm	snow	rain

Unit 3: The ant and the cricket

2. Write the word.



1. Winter is




2. Spring is



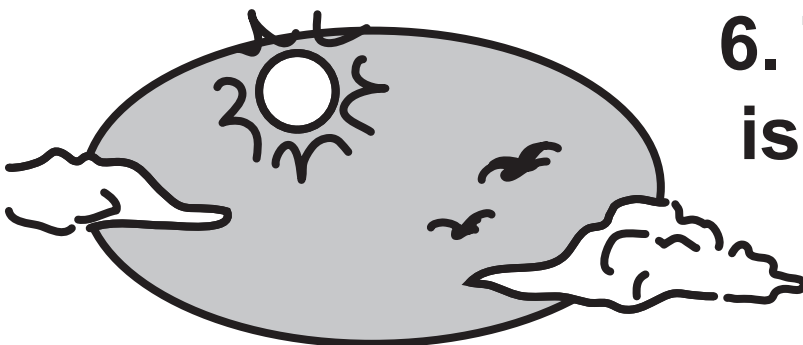
3. Summer is




4. Autumn is not.




5. The
is yellow.



6. The
is blue.



3. What's wrong?



summer

It is **autumn**. It's cold. The ant is sleeping. The cricket is running. The little crickets are fighting. The little ants are eating.

Unit 3: The ant and the cricket



4. Put the words in the correct groups.




~~green~~ - eye - summer


autumn - yellow - ear

tooth - red - winter


mouth - spring - blue



seasons



colours



face

Unit 3: The ant and the cricket

Art time!

Draw a summer scene with two pink trees, three blue flowers, five yellow stones, one purple nest,...



Unit 3: The ant and the cricket

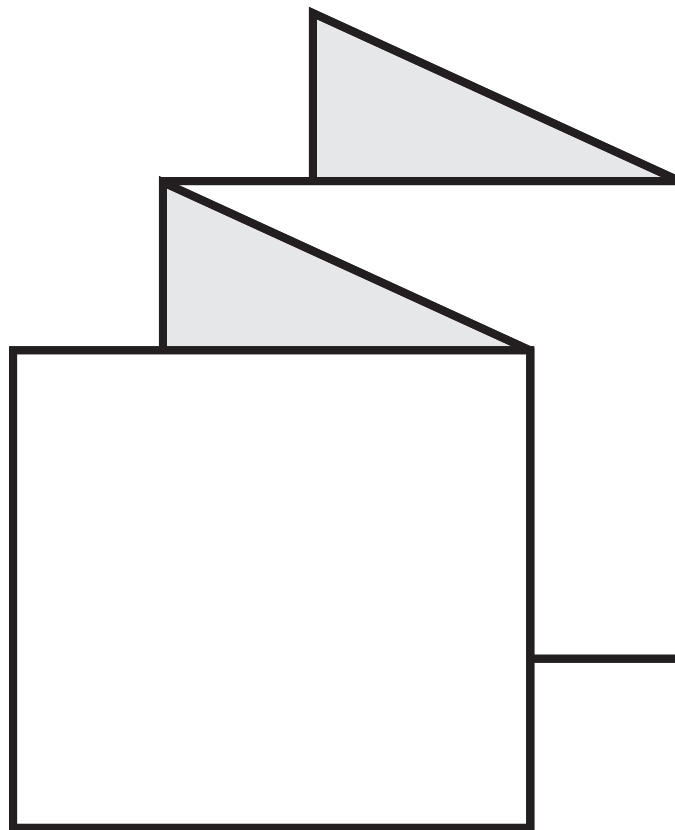
Project



**Create your
season book.**



**You can find it on page
133 / 103 (Volume 3).**



Unit 3: The ant and the cricket

Unit evaluation

How many stars for...?


The story



Songs and rhymes




Games / puzzles



Unit 3: The ant and the cricket

Which are your favourite words and phrases? Write and say.



.....

.....

.....

.....

.....



Unit 4: The weasel and the mole

Unit 4

The weasel and the mole

Lesson 1: In the cellar

1. Match the animals with the phrases.



...is eating

...is running

...is drinking

...is saving food

...is putting on his jacket



Unit 4: The weasel and the mole

2. What are they doing?
True or false?



1. Captain Cook is sailing.

T F

2. One Eye is playing.

T F

3. Kelly is opening the box.

T F

4. Kelly is sleeping.

T F


5. Smarty is reading
the map.

T F

6. Cole, the mole, is eating.

T F


Unit 4: The weasel and the mole



1



2




3



4




5

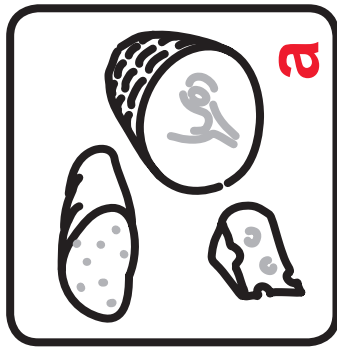



6

Unit 4: The weasel and the mole



3. Listen and circle the correct picture.




a




b

1.

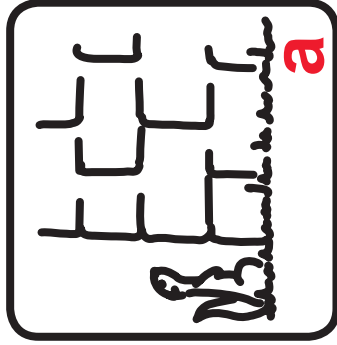


a




b

2.



a




b

3.




a




b

4.



a





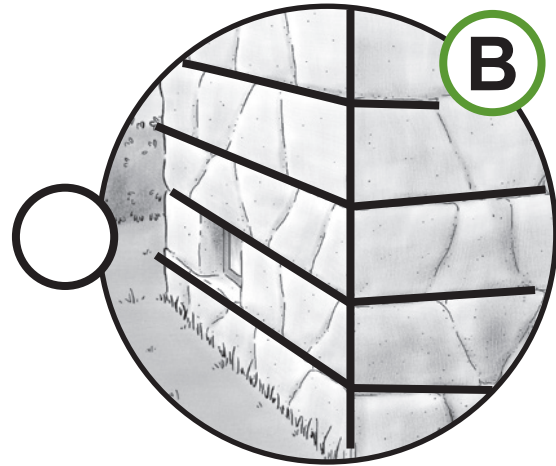
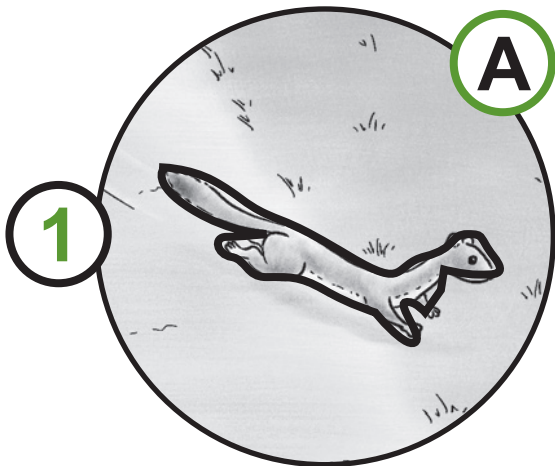
b

5.

Unit 4: The weasel and the mole



4. Listen and number.



Unit 4: The weasel and the mole




5. Look at the pictures and write.




1. _ r _ _ _



2. _ _ e _ _ _




3. _ _ l _ _ _



4. _ a _



5. **y** **o** g **h** **u** r **t** _



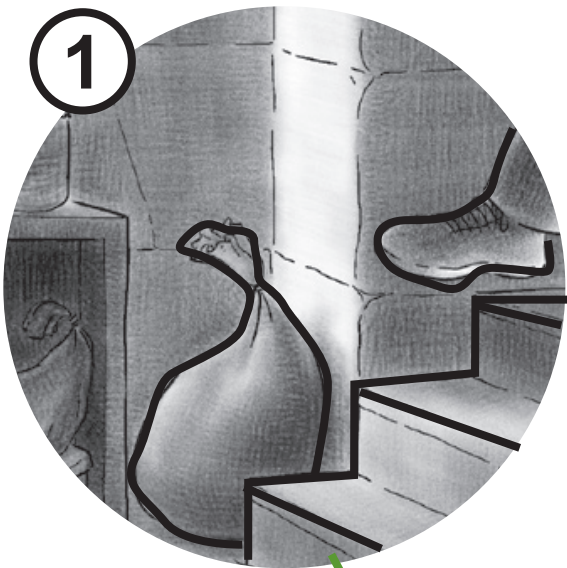
6. _ _ a _ s

Unit 4: The weasel and the mole

Unit 4: The weasel and the mole

Lesson 2: Time for lunch

1. Match the pictures with the phrases.



Easel, the weasel,
is licking his lips.

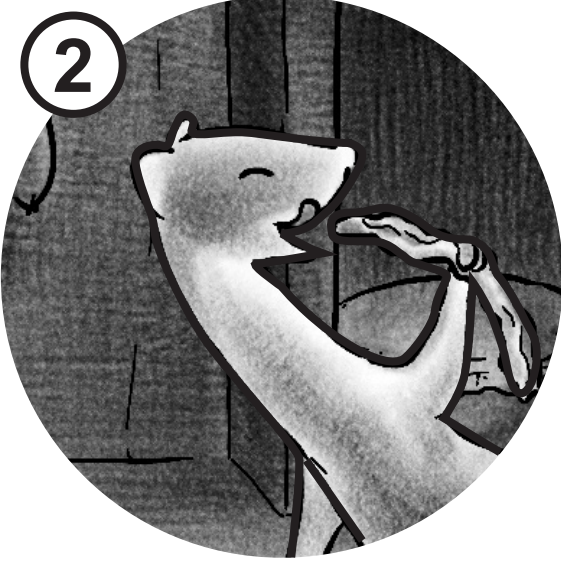
Easel is having
all the goodies.

He is munching,
he is crunching.

Hush, little weasel!
Someone is coming.

In my cellar
someone's lunching.

Unit 4: The weasel and the mole



Unit 4: The weasel and the mole



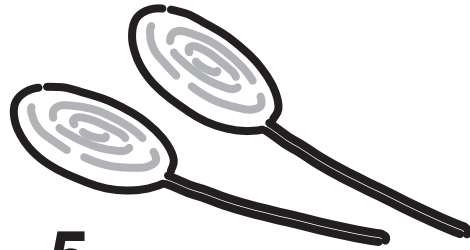
2. Do the crossword.



1.



5.




2.



6.




3.




7.



4.



Unit 4: The weasel and the mole



Unit 4: The weasel and the mole



3. Circle the words and write.



p	o	t	a	c	a	s	e	i	h
o	y	o	g	h	u	r	t	l	a
t	a	r	p	e	a	r	s	k	m
a	l	c	h	e	r	r	i	e	s
t	i	o	r	s	a	l	a	m	i
o	s	b	r	e	a	d	j	u	z

potato

.....

.....

.....

.....

.....

.....

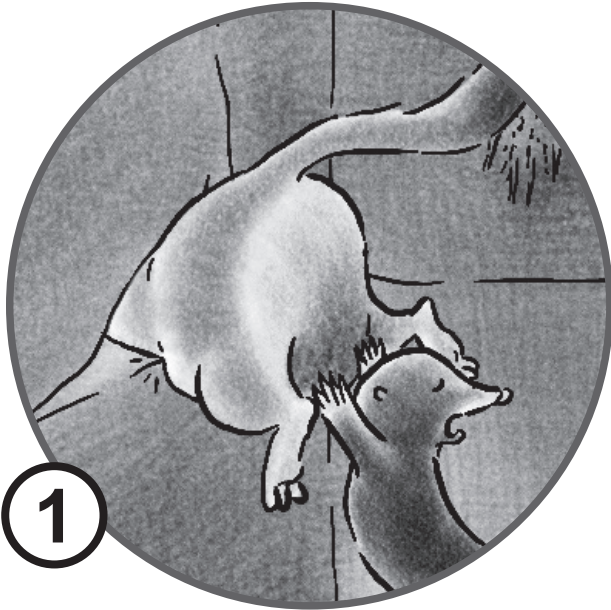
.....

Unit 4: The weasel and the mole

Unit 4: The weasel and the mole




4. Match the pictures with the phrases.



Nice to meet you!

Save for a rainy day!




Join me!



Welcome to my house!

Run through the hole.


Unit 4: The weasel and the mole




Unit 4: The weasel and the mole



5. Colour the words to find the phrase.



- 1. blue
- 2. red
- 3. green
- 4. pink



Unit 4: The weasel and the mole

Unit 4: The weasel and the mole

Lesson 3: The right kind of food

1. Match the pictures with the phrases.



I'm thin again! I'm out of here!

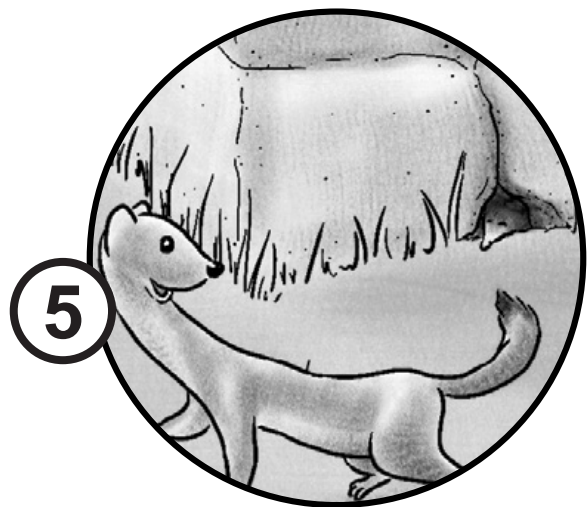


Look! I'm so fat!

Please don't pout!

Vegetables and fruit?
Yuk!

Eat your vegetables and fruit.

Unit 4: The weasel and the mole




Unit 4: The weasel and the mole

2. Look and circle the correct word.



A tall / small wall



A happy / sad mole



A big / small hole



A cold / hot day




Unit 4: The weasel and the mole

A fat/thin weasel



5


A full/an empty cellar



6



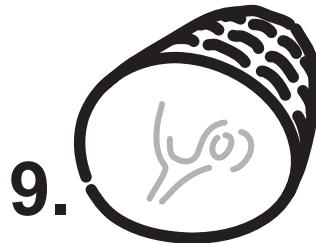



3. Listen, draw and colour.




Unit 4: The weasel and the mole



4. Do the crossword.



Unit 4: The weasel and the mole



Unit 4: The weasel and the mole



5. Do you remember?

M o n d a y, T ___ es ___ ___ tasty

ch ___ ___ ___ s. 

W ___ dn ___ ___ ___ , 

T ___ u ___ s ___ ___ , p ___ ___ s

and b ___ r ___ s. 

F ___ i ___ ___ , S ___ u ___ ___

n  and h ___ e ___ . 

S ___ d ___ l ___ t ___ ___

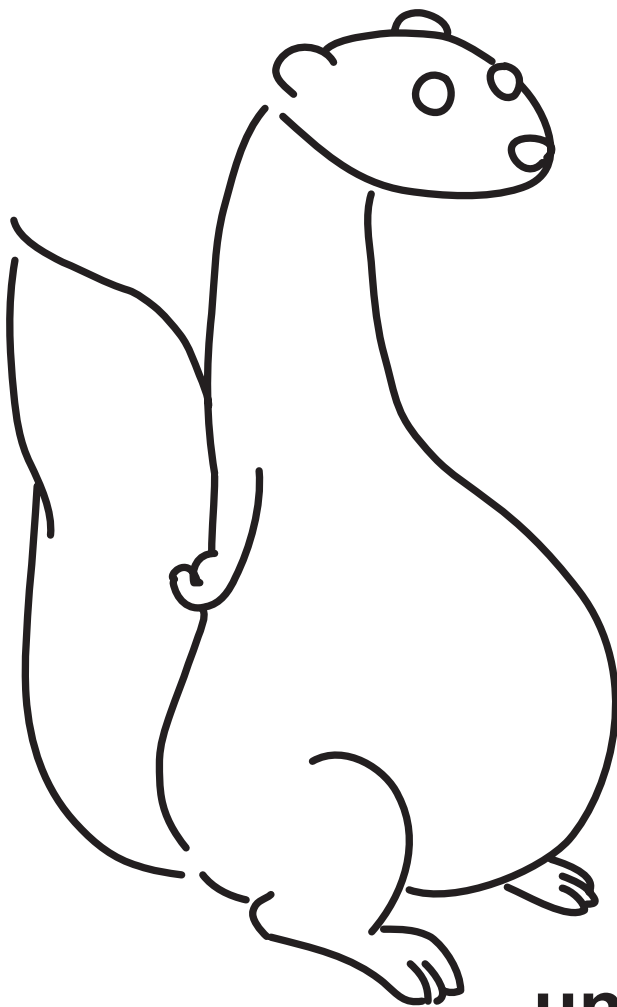
is so yummy. 

Eating right can make you happy!

Unit 4: The weasel and the mole

Art time!

Fill weasels' tummies with healthy and unhealthy food.



unhealthy food




healthy food

Unit 4: The weasel and the mole

Project



Design a poster on healthy eating habits.




Unit 4: The weasel and the mole

Unit evaluation

How many stars for...?


The story



Songs and rhymes




Games / puzzles



Unit 4: The weasel and the mole

Which are your favourite words and phrases? Write and say.



.....

.....

.....

.....

.....

Unit 5

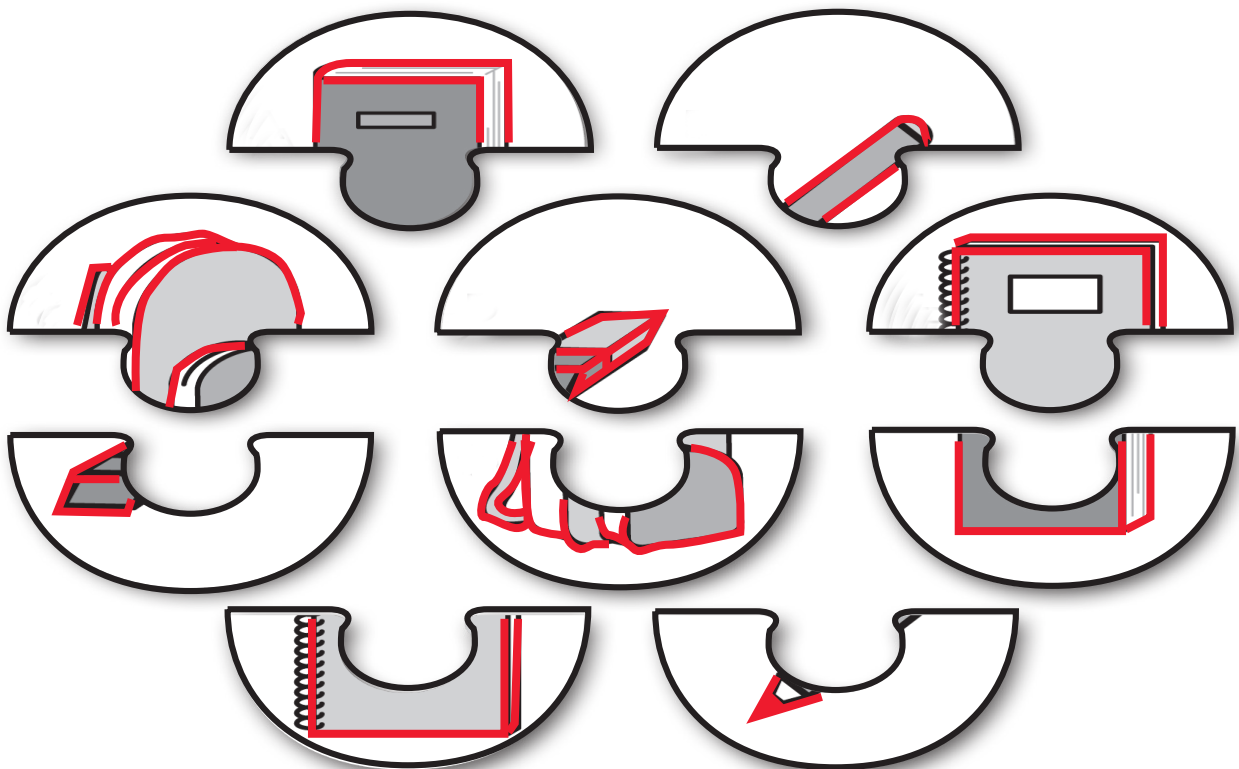
The animal school

Lesson 1: School is fun

1. Find and match.

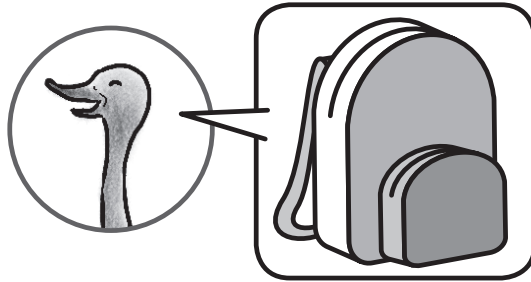


1. notebook **E** **d**
2. schoolbag
3. rubber
4. pencil
5. book

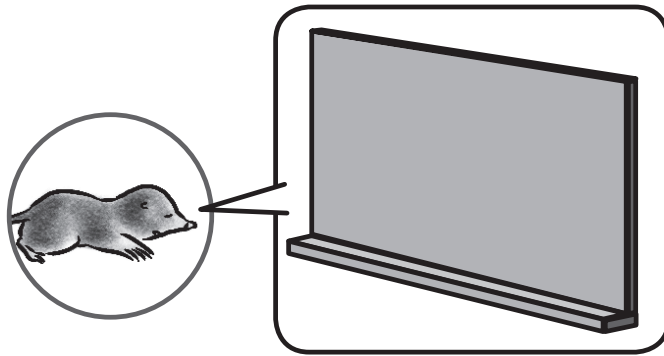


Unit 5: The animal school

2. Choose and circle.

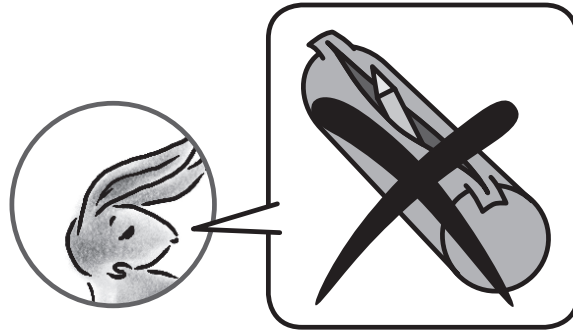


1. **I need my schoolbag.**
I don't need my schoolbag.




2. You don't need a board.
You need a board.

Unit 5: The animal school



**3. We don't need a pencilcase.
We need a pencilcase.**



**4. You don't need a notebook.
You need a notebook.**



**5. We don't need pencils.
We need pencils.**


Unit 5: The animal school



3. Join, colour and write.



1



book


.....

2



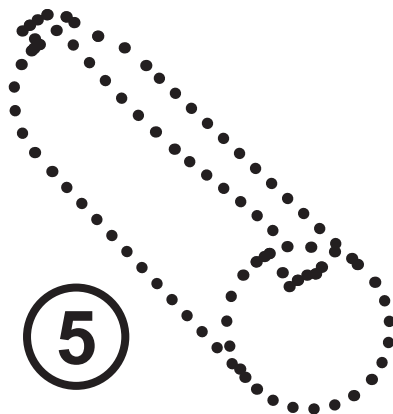
.....

4




.....

5




.....

Unit 5: The animal school




3

6



7



Unit 5: The animal school




4. Put the words in the correct groups.




~~schoolbag~~, bedroom, cheese, ant, yoghurt, weasel, honey, hat, crocodile, jacket, kitchen, lettuce, bathroom, pencil, socks, living room, rubber, parrot, notebook, shoes

Food

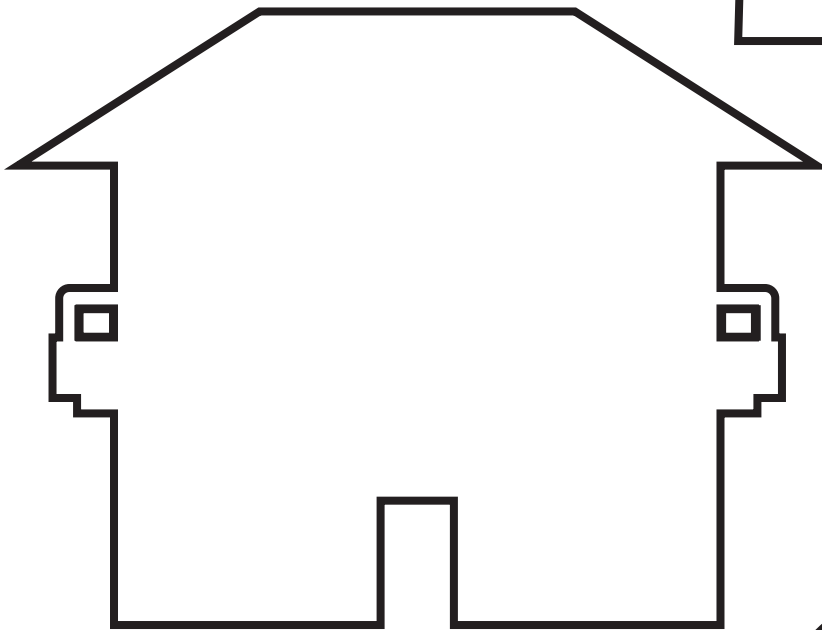


Animals

Unit 5: The animal school



Clothes



House



schoolbag



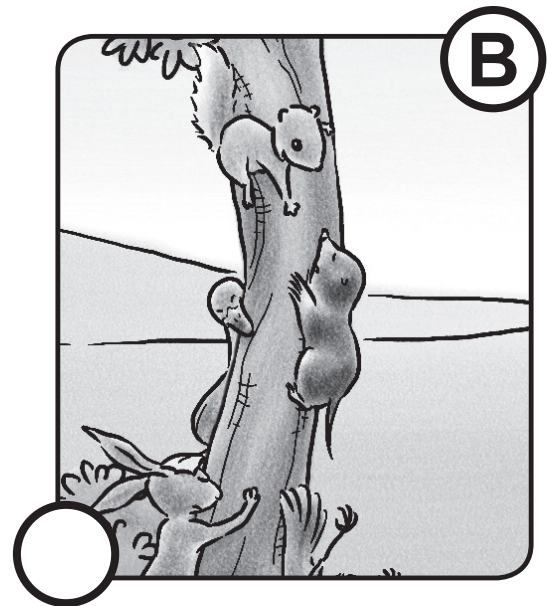

School things

Unit 5: The animal school



Lesson 2: Lessons at the animal school



1. Listen and number the pictures.



Unit 5: The animal school



2. Circle the odd one out.



1. monkey, bedroom, kangaroo, panda, crocodile
2. eye, cellar, tooth, ear, lips
3. socks, jacket, shoes, dragon, hat
4. spring, summer, nuts, autumn, winter
5. Monday, Tuesday, Friday, July, Sunday
6. ham, pears, sweets, mouth, potatoes

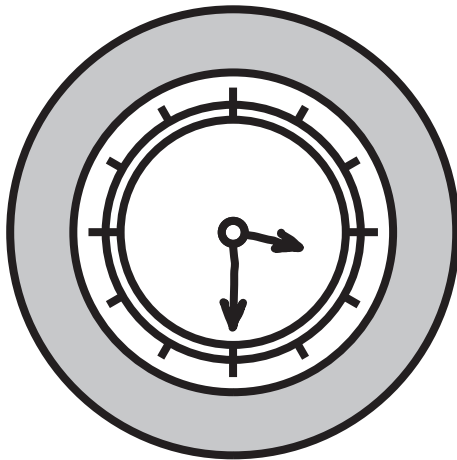
Unit 5: The animal school



3. What's the time?
Draw and write.



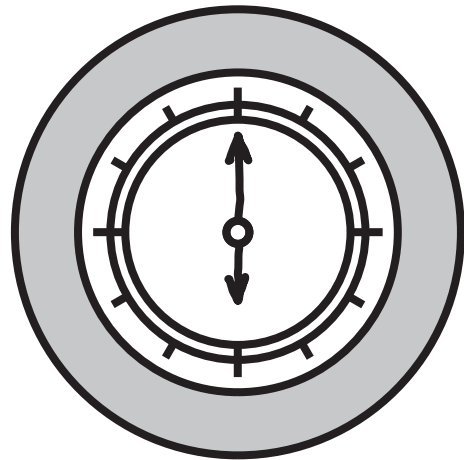
3:30



It's half past three

.....

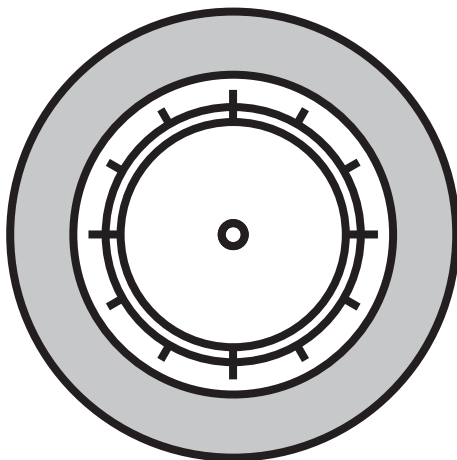
6:00



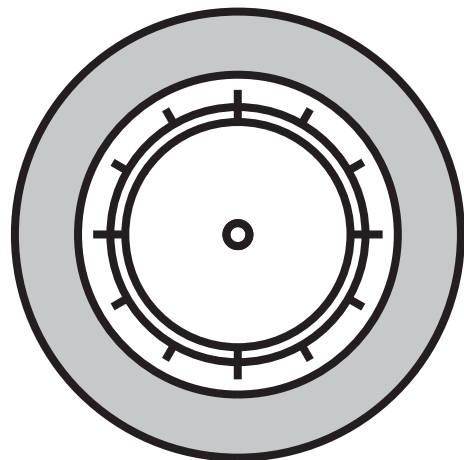
It's six o'clock

.....

8:00

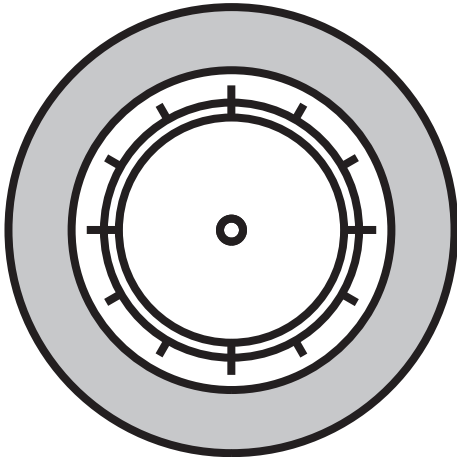


2:30


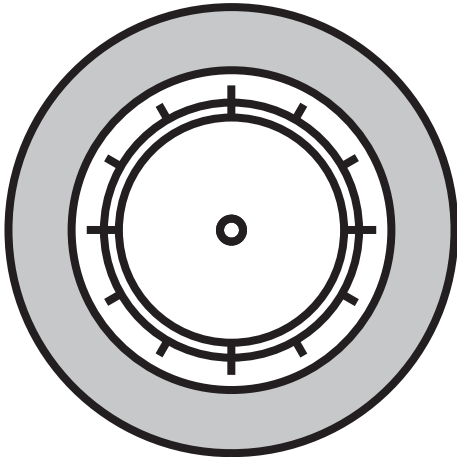


Unit 5: The animal school

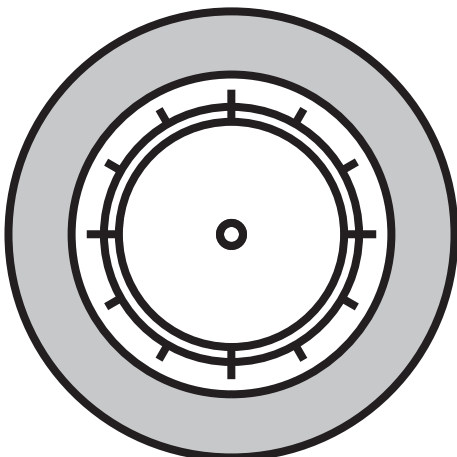
11:00



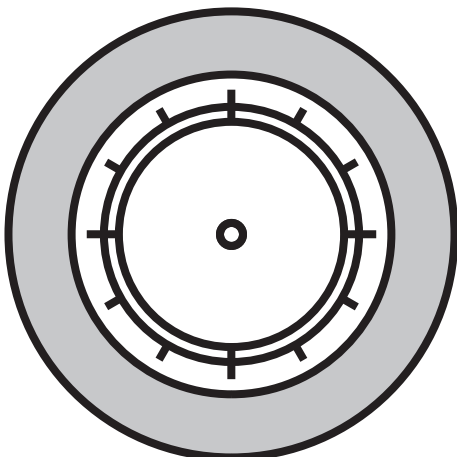
7:30



5:00



1:30



Unit 5: The animal school



4. Circle the phrases.

have a bite
time for lunch
what's the time
I'm out of here
you're right
thank you
thanks a million

thanks a million
have a bite
time for lunch
what's the time
I'm out of here
you're right

Unit 5: The animal school

Lesson 3: A bright world

1. Match the phrases.



1. It's cool to be different,

and nobody is weak!

2. Different is nice,

how boring to be the same!

3. What a pity, what a shame,

everybody is unique.

4. Respect my likes,

you can help me.

5. I can help you,

respect my rights.

Unit 5: The animal school



2. Listen and write the words.



bright, nice, boring, ~~unique~~, help, rights


It's cool to be different, everybody is u n i q u e.

Different is _ _ _ _ and nobody is weak! Everybody is different, everybody is nice. What a pity, what a shame, how _ _ _ _ _ to be the same!

Respect my likes, respect my _ _ _ _ _ , and the world will be so _ _ _ _ _ !

I can _ _ _ _ you, you can help me, everything will be alright!

Unit 5: The animal school



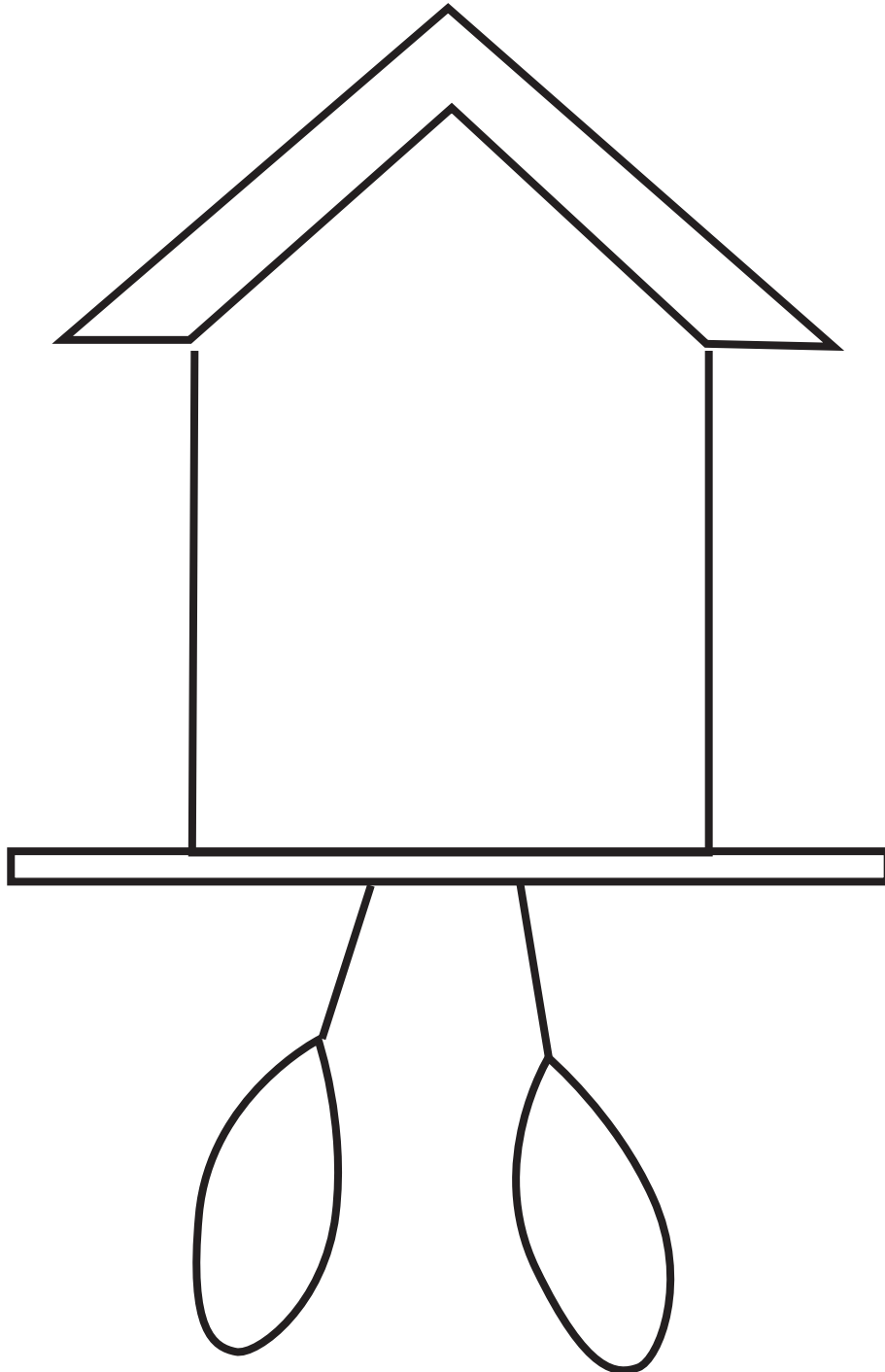
3. Match the opposites.

① everybody	same
② strong	sad
③ different	nobody
④ empty	big
⑤ small	full
⑥ happy	weak

Unit 5: The animal school

Art time!

Create your own clock!



Unit 5: The animal school

Project



You are unique!



I like

.....

.....

.....

.....

.....

I don't like

.....

.....

.....

Unit 5: The animal school

My favourite colour is

.....

My favourite number is

.....

My favourite animal is

.....

.....

.....

My best friend is

.....

.....

.....

.....

Unit 5: The animal school

Unit evaluation

How many stars for...?


The story



Songs and rhymes




Games / puzzles



Unit 5: The animal school

Which are your favourite words and phrases? Write and say.



.....

.....

.....

.....

.....

Table of Contents

Volume 2

5 Unit 1: KELLY

- 5 Lesson 1: Come and play!**
- 12 Lesson 2: A magic key!**
- 20 Lesson 3: We're pirates!**

32 Unit 2: CAPTAIN COOK

- 32 Lesson 1: The magic map**
- 42 Lesson 2: On the big island**
- 50 Lesson 3: The dragon's house**

63 Unit 3: THE ANT AND THE CRICKET

- 63 Lesson 1: It's summer**
- 68 Lesson 2: Autumn's here!**
- 75 Lesson 3: It's winter**

**83 Unit 4: THE WEASEL AND
THE MOLE**

- 83 Lesson 1: In the cellar**
- 90 Lesson 2: Time for lunch**
- 100 Lesson 3: The right kind of
food**

111 Unit 5: THE ANIMAL SCHOOL

- 111 Lesson 1: School is fun**
- 118 Lesson 2: Lessons at the
animal school**
- 123 Lesson 3: A bright world**

Βάσει του ν. 3966/2011 τα διδακτικά βιβλία του Δημοτικού, του Γυμνασίου, του Λυκείου, των ΕΠΑ.Λ. και των ΕΠΑ.Σ. τυπώνονται από το ΙΤΥΕ - ΔΙΟΦΑΝΤΟΣ και διανέμονται δωρεάν στα Δημόσια Σχολεία. Τα βιβλία μπορεί να διατίθενται προς πώληση, όταν φέρουν στη δεξιά κάτω γωνία του εμπροσθόφυλλου ένδειξη «ΔΙΑΤΙΘΕΤΑΙ ΜΕ ΤΙΜΗ ΠΩΛΗΣΗΣ». Κάθε αντίτυπο που διατίθεται προς πώληση και δεν φέρει την παραπάνω ένδειξη θεωρείται κλεψίτυπο και ο παραβάτης διώκεται σύμφωνα με τις διατάξεις του άρθρου 7 του νόμου 1129 της 15/21 Μαρτίου 1946 (ΦΕΚ 1946,108, Α').

Απαγορεύεται η αναπαραγωγή οποιουδήποτε τμήματος αυτού του βιβλίου, που καλύπτεται από δικαιώματα (copyright), ή η χρήση του σε οποιαδήποτε μορφή, χωρίς τη γραπτή άδεια του Υπουργείου Παιδείας, Έρευνας και Θρησκευμάτων / ΙΤΥΕ - ΔΙΟΦΑΝΤΟΣ.